



**HORSE DENTAL
EQUIPMENT**

CLEAN OR CHANGE THE WATERCOOLING NOZZLE




Please check whether the nozzle is clogged by using the small drill supplied with your burr.





**HORSE DENTAL
EQUIPMENT**

If water is still not running, use a small flat screwdriver (2.0x0.4 AN 2x75 FACOM) to lift and remove the defective nozzle and replace the defective nozzle by a new one.



Make sure to direct the nozzle's opening towards the burr.



We recommend to use only distilled water with your Watercooling system.